

Horizon 7



features & benefits


The Horizon series offers a choice of fabric textures and colors for front and back and includes some great free standing display options. Main panel sizes are approx. 2'x3' but custom sized panel displays are available.

Horizon 7 is a floor standing display kit has the great added benefit of a built in triangular tabletop. Choose your fabric colors then order your complete kit with header, tabletop and bag. HZ-7


hardware specifications	graphic specifications	additional info
Panel size: 23 1/2" x 35 1/4" x 3/4" Header size: 23 1/3" x 10" x 3/4" Shelf size: 5 1/4" x 23" Unit size: 68" x 24 11/3" x 81"		Unit weight: 30.09 Lb. Shipping size: 8 1/2" x 25 1/4" x 38 1/2" Shipping weight: 36 lb.

We are continually improving and modifying our product range and reserve the right to vary the specifications without prior notice. All dimensions and weights quoted are approximate and we accept no responsibility for variance. E&OE.

Assembly Instructions




Stand-up 4 piece section into a v-shape with wings on each side.



Place triangle table top on v-shape section. Make sure the grooves on underside of table top are in line with border of the v-shape.




Line up and snap into place the 3 panel Section with channels on top of the 4 Panel section. Make sure channels are facing towards the table top.



Top section attaches to bottom section via plastic inserts shown.



Attach header sections to the middle Panel of the top section, the same way as step 4.



Insert shelf brackets by inserting top of bracket into the channel at an angle. Allow bracket to drop into place.



Place shelves on to shelf brackets