

Coyote Tower

Like the Coyote popup, the Coyote Tower is easy to set up and take down. It is a great display that takes up very little room.



- features & benefits**
- Quick to set up
 - Sturdy frame
 - Easy to store and ship
 - Collapses to a fraction its full size
 - Molded case for easy transportation


Height 87.5" / 2222.5mm



hardware specifications	panel size	additional info
Unit dimension: Height: 87.5" / 2222.5mm Diameter: 25.3" / 643.1mm	Width: 26.5" / 673.1mm Height: 3 Quad: 87.5" / 2222.5mm (same as standard inside curve)	Shipping Dimensions: WeightL: 48.5 lbs / 22kg 18" x 27.75" x 39.25" / 457.2mm x 704.85mm / 996.95

We are continually improving and modifying our product range and reserve the right to vary the specifications without prior notice. All dimensions and weights quoted are approximate and we accept no responsibility for variance.

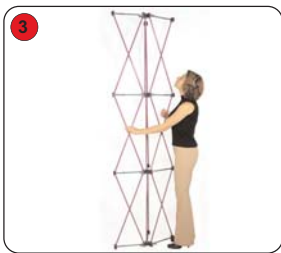
Assembly Instructions



1 Unpack the system and lay it on the ground.




2 Slowly pull upward on the system to extend it.



3 Once it is extended, evenly spread the branches.



4 The branches lock together in a circle using the grey hooks as shown.



5 Your system should look like this



6 Place the magnetic channel bars around the on the three sides of the system.



7 Attach the magnetic channel bars as shown.




8 Once the channel bars are in place, you can start putting the panels on the system.



9 Use the green hook on the panel and the magnetic strip.



10 The panels should hang evenly over the channel bars.



11 The green locking arms will lock as shown in the picture.



12 Repeat step 10



13 Repeat step 10



14 Repeat step 10. Do steps 10 through 1 in reverse order to take down.